

Scaled data based on original data using
LM-79-08 Approved Method: Electrical and Photometric Measurements of Solid-
State Lighting Products

Test Report Prepared for
Cooper Lighting Solutions
(formerly Eaton)

Brand: STREETWORKS

Report Number: P450887

Luminaire Tested: **GLAN-SA1D-727-U-5NQ**

Issue Date: 1/4/2021

Test Information

Test Method: LM-79-08
Report Number: P450887
TEST IS SCALED FROM IESNA LM-79-08 TEST DATA (G3-2011-042-3)
Test Lab: INNOVATION CENTER
Issue Date: 1/4/2021
Manufacturer: COOPER LIGHTING SOLUTIONS (FORMERLY EATON)
Product Line: STREETWORKS
Catalog Number: GLAN-SA1D-727-U-5NQ
Description: GALLEON AREA AND ROADWAY LUMINAIRE
(1) 70 CRI, 2700K, 1200mA LIGHTSQUARE WITH 16 LEDS AND TYPE V NARROW OPTICS
Light Source: -
Ballast/Driver: ELECTRONIC DRIVER

Summary

Lumens per Lamp: N/A
Luminaire Lumens: 6832 lumens
Efficiency: N/A
Efficacy: 105.1 lumens/watt
Luminous Opening: Rectangular (W 0.5' x L: 0.5' x H: 0')
IES Classification: Type V - Short
BUG Rating: B2 - U0 - G1

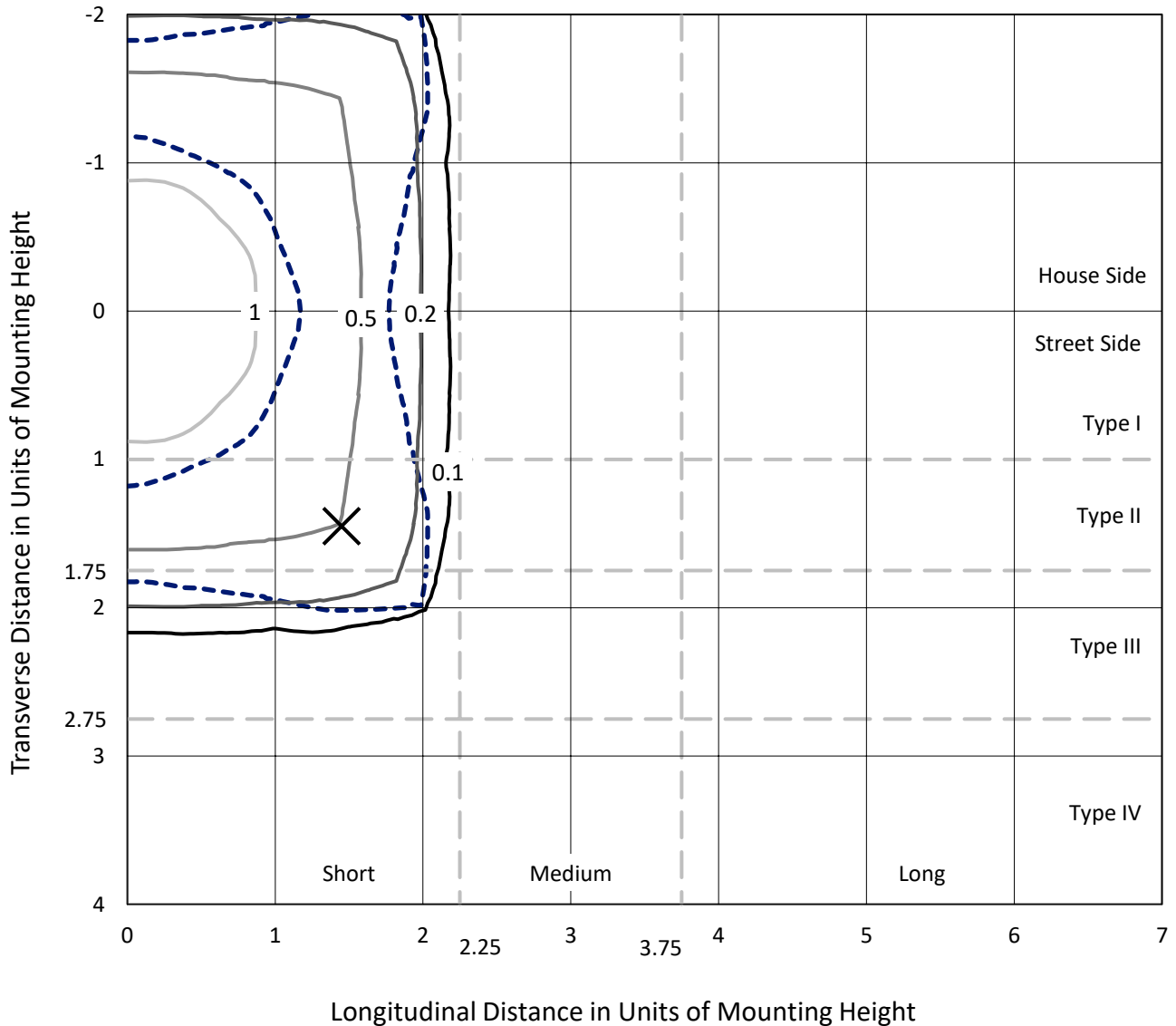
Input Watts (W): 65
Input Voltage (V): NR
Input Current (A_{in}): NR
Voltage Rise (V): NR
Power Factor: NR
Total Harmonic Distortion (THDi): NR
Frequency (hertz): 60
Stabilization Time: NR
Operation Time: NR
Ambient Temperature (°C): NR
Test Distance: 24 FT



REPORT NUMBER: P450887
 CATALOG NUMBER: GLAN-SA1D-727-U-5NQ

Iso-Footcandle Lines of Horizontal Illumination

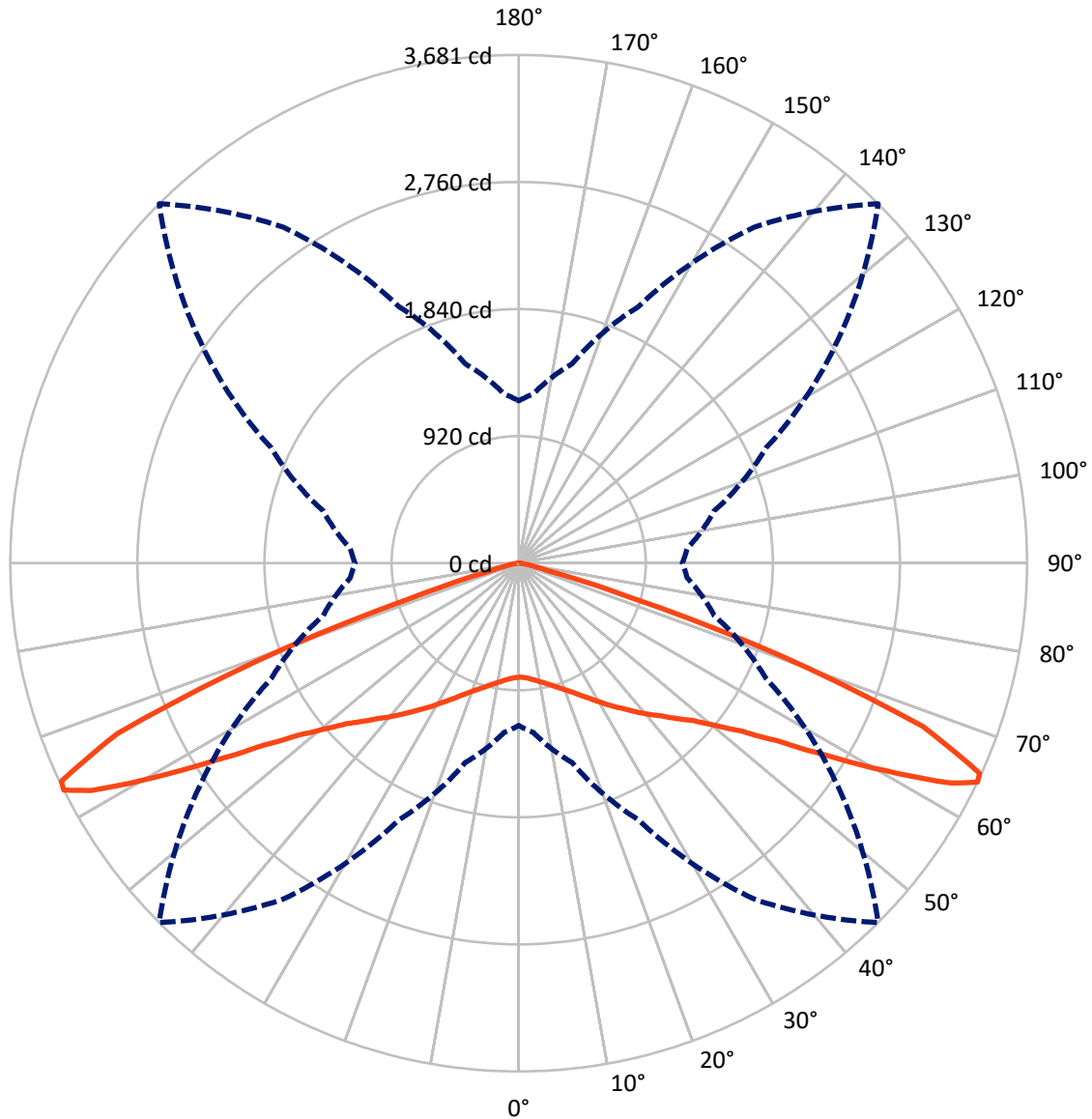
× Max cd
 - - - 1/2 Max cd



Based on 25 foot mounting height. Maximum calculated value = 1.3 fc
 Type V - Short - N/A

REPORT NUMBER: P450887
CATALOG NUMBER: GLAN-SA1D-727-U-5NQ

Luminous Intensity Polar Plot



— Vertical Plane Through 45-Deg Lateral - - - Horizontal Cone Through 64-Deg Vertical

REPORT NUMBER: P450887

CATALOG NUMBER: GLAN-SA1D-727-U-5NQ

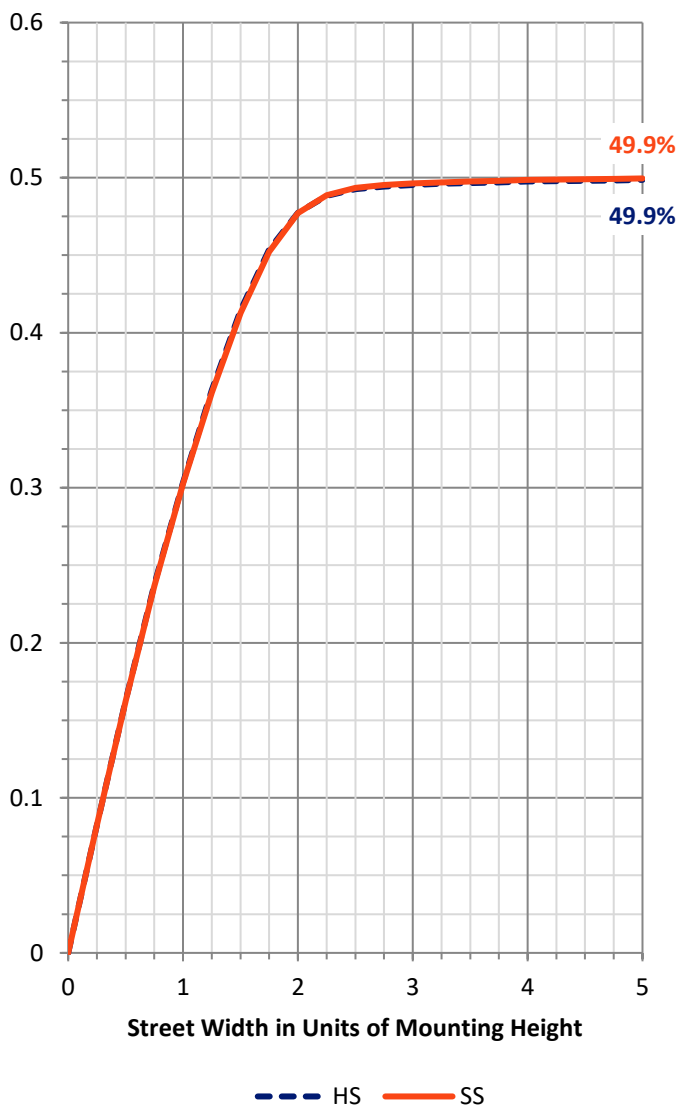
FLUX DISTRIBUTION:

		Downward	Upward	Total
House Side	Lumens	3416.0	0.0	3416.0
	% Fixture	50.0	0.0	50.0
Street Side	Lumens	3416.0	0.0	3416.0
	% Fixture	50.0	0.0	50.0
Total	Lumens	6832.0	0.0	6832.0
	% Fixture	100.0	0.0	100.0

ZONAL LUMENS:

Zone	Lumens	% Fixture
0°-10°	81.1	1.2
10°-20°	261.7	3.8
20°-30°	494.5	7.2
30°-40°	819.0	12.0
40°-50°	1278.5	18.7
50°-60°	1976.6	28.9
60°-70°	1704.4	24.9
70°-80°	193.2	2.8
80°-90°	23.1	0.3
90°-100°	0.0	0.0
100°-110°	0.0	0.0
110°-120°	0.0	0.0
120°-130°	0.0	0.0
130°-140°	0.0	0.0
140°-150°	0.0	0.0
150°-160°	0.0	0.0
160°-170°	0.0	0.0
170°-180°	0.0	0.0
0°-90°	6832.0	100.0
0°-180°	6832.0	100.0

Coefficient of Utilization



REPORT NUMBER: P450887

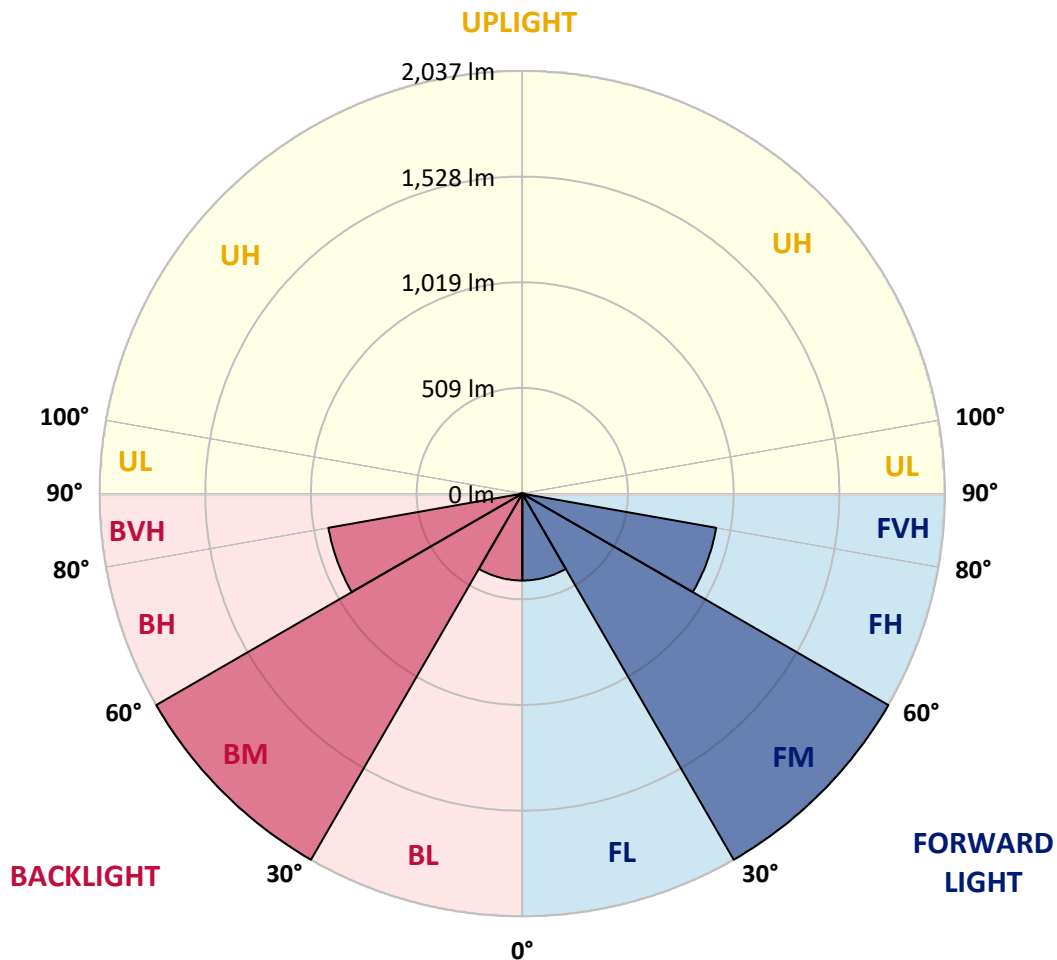
CATALOG NUMBER: GLAN-SA1D-727-U-5NQ

LUMINAIRE CLASSIFICATION SYSTEM LUMEN TABLE AND BUG RATING:

Zone	Lumens	% Fixture	Zone Rating/Lumen Limit		
			B	U	G
FL (0°-30°)	418.7	6.1			
FM (30°-60°)	2037.0	29.8			
FH (60°-80°)	948.8	13.9			G1/1800
FVH (80°-90°)	11.6	0.2			G1/100
BL (0°-30°)	418.7	6.1	B1/500		
BM (30°-60°)	2037.0	29.8	B2/2500		
BH (60°-80°)	948.8	13.9	B2/1000		G1/1800
BVH (80°-90°)	11.6	0.2			G1/100
UL (90°-100°)	0.0	0.0		U0/0	
UH (100°-180°)	0.0	0.0		U0/0	

BUG Rating: B2-U0-G1

Type V Short





REPORT NUMBER: P450887
 CATALOG NUMBER: GLAN-SA1D-727-U-5NQ

CANDELA DISTRIBUTION (FULL):

	0°	5°	15°	25°	35°	45°	55°	65°	75°	85°	90°
0°	825.8	825.8	825.8	825.8	825.8	825.8	825.8	825.8	825.8	825.8	825.8
2.5°	829.0	830.8	829.4	829.0	828.7	828.7	828.7	829.0	830.5	831.6	830.8
5°	839.5	841.0	840.2	839.9	839.5	839.9	839.2	838.8	839.9	839.9	839.5
7.5°	852.5	854.3	853.6	854.3	854.7	855.1	853.3	851.8	851.5	852.5	851.8
10°	870.3	871.7	872.1	872.4	873.2	872.8	870.6	868.1	867.7	867.4	867.0
12.5°	890.2	891.3	891.6	893.1	894.2	894.5	892.0	889.8	886.2	886.9	885.5
15°	912.6	914.8	914.4	916.6	919.5	920.2	917.7	914.1	910.8	909.0	907.9
17.5°	940.1	941.6	940.8	943.0	946.6	948.4	946.3	941.6	938.3	934.3	932.1
20°	972.7	975.2	975.9	975.9	979.2	981.0	977.7	976.3	971.2	968.3	966.5
22.5°	1009.6	1010.7	1012.8	1015.0	1018.3	1017.5	1016.5	1014.3	1009.6	1007.1	1004.2
25°	1051.2	1052.3	1057.7	1062.4	1063.5	1062.8	1061.3	1060.2	1055.9	1050.1	1047.9
27.5°	1099.7	1101.9	1109.1	1113.4	1113.4	1113.8	1110.9	1114.5	1105.1	1098.2	1097.5
30°	1160.5	1161.9	1168.1	1172.4	1170.3	1168.4	1167.7	1171.3	1161.2	1148.9	1146.0
32.5°	1220.6	1225.6	1231.0	1240.5	1232.9	1229.6	1228.9	1231.4	1219.8	1206.1	1202.1
35°	1285.0	1288.6	1298.7	1306.7	1299.8	1292.2	1295.5	1303.4	1289.7	1271.2	1270.5
37.5°	1356.2	1359.5	1372.5	1380.9	1375.8	1362.8	1368.2	1377.6	1363.8	1341.0	1336.3
40°	1430.4	1437.3	1453.6	1462.3	1453.9	1436.6	1446.7	1456.8	1444.5	1418.1	1407.6
42.5°	1513.7	1524.5	1548.0	1552.4	1536.5	1512.9	1530.7	1546.9	1538.3	1507.9	1503.9
45°	1611.0	1617.5	1646.5	1655.9	1633.8	1604.5	1626.6	1656.2	1649.7	1614.6	1607.0
47.5°	1719.9	1726.1	1756.1	1770.2	1742.4	1702.9	1742.7	1781.4	1777.5	1739.8	1736.2
50°	1848.7	1850.2	1891.8	1907.7	1879.9	1845.8	1881.3	1929.4	1913.5	1865.4	1864.7
52.5°	1989.9	1991.7	2044.1	2074.9	2059.3	2021.0	2063.0	2092.3	2051.7	1988.8	1984.1
55°	2112.2	2121.2	2192.9	2274.6	2296.0	2268.1	2280.8	2267.0	2167.2	2078.9	2065.1
57.5°	2162.1	2179.8	2288.8	2441.5	2580.4	2621.7	2524.0	2393.0	2213.1	2088.3	2074.9
60°	2040.2	2059.3	2228.3	2518.2	2872.8	3051.9	2777.3	2414.3	2108.6	1933.1	1912.1
62.5°	1633.8	1639.2	1887.8	2337.6	3043.2	3507.1	2884.0	2232.3	1804.2	1565.8	1557.4
64°	1175.7	1231.4	1494.8	2049.6	2968.7	3680.5	2822.5	1977.2	1465.5	1224.2	1185.1
65°	879.3	894.5	1205.0	1750.3	2837.3	3667.4	2703.1	1733.3	1213.7	936.9	893.4
67.5°	332.2	334.0	444.7	872.4	2019.9	3155.4	2063.0	943.0	511.3	369.8	356.4
70°	137.9	140.4	163.2	293.5	868.1	2026.0	994.8	340.1	187.1	151.6	149.4
72.5°	101.0	102.4	109.3	130.3	267.1	831.9	327.1	144.4	109.6	98.1	97.0
75°	79.2	80.0	85.0	95.9	124.5	230.5	136.1	99.1	83.6	75.3	74.5
77.5°	60.4	62.2	65.9	73.1	83.6	109.3	90.1	74.2	64.4	57.5	56.4
80°	41.6	43.8	50.7	53.6	56.1	70.9	61.5	56.1	50.3	42.0	39.4
82.5°	25.7	27.1	34.0	36.5	35.5	39.8	39.4	40.2	35.8	26.1	24.2
85°	13.4	14.1	18.5	19.2	17.7	16.3	20.3	23.5	22.1	14.8	14.5
87.5°	2.9	3.3	4.0	3.6	4.0	4.0	5.1	7.6	8.0	5.1	4.7
90°	0.0	0.0	0.0	0.0	0.0	0.0	0.0	0.0	0.0	0.0	0.0

(END OF REPORT)